


Citizenship

Friendship

Leadership

Scholarship



The path
starts
here
with 4-H...



HEALTH



HANDS






HEART



HEAD

2010-2011

Atlantic County 4-H Fair
Exhibit Catalog



AWARDS AND SPECIAL AWARDS		3
GENERAL AND SPECIAL ENTRY RULES		4 - 5
4-H VOLUNTEER	4-H VOLUNTEER DIVISION	6
4-H PARENT/LEGAL GUARDIAN	4-H PARENT/LEGAL GUARDIAN DIVISION	6
MASTER GARDENER	MASTER GARDENER DIVISION	6 - 7
DIVISION A	4-H CLOVERBUD PROJECTS	7
DIVISION B	GARDENS - FRUIT/VEGETABLES	7 - 8
DIVISION C	FLOWERS	9
DIVISION D	PLANT SCIENCE	10
DIVISION E	SCIENCE	10
DIVISION F	WOODWORKING	10 - 11
DIVISION G	ELECTRIC	11 - 12
DIVISION H	ENGINES, TRACTORS & FIELD EQUIPMENT	12
DIVISION I	MODEL TRAIN	12 - 13
DIVISION J, J1, J2	CLOTHING & TEXTILES, CONSUMERISM, FASHION REVUE	13 - 14
DIVISION K	FOOD PRESERVATION	15 - 16
DIVISION L	FOOD AND NUTRITION	16 - 17
DIVISION M	FINE ARTS	17
DIVISION N	ARTS AND CRAFTS	17 - 18
DIVISION O	HOBBIES AND COLLECTIONS	18
DIVISION P	PHOTOGRAPHY	19
DIVISION Q	LIVESTOCK	19 - 21
DIVISION R, R1, R2	POULTRY, GAME BIRDS, EGGS	21 - 22
DIVISION S, S1, S2, S3	CAVIES, RABBITS, SMALL ANIMALS, HERPETOLOGY	22 - 25
DIVISION T	HORSES	25
DIVISION U	DOGS	25
DIVISION V	TAE KWON DO	25 - 27
DIVISION W	BATON TWIRLING	27
DIVISION X	CLOGGING	28
DIVISION Y	SHOOTING SPORTS	28
DIVISION Z	ORGANIZED 4-H CLUB BOOTH EXHIBITS	28 - 29
DIVISION AA	SCHOOL CLUBS/SPECIAL INTEREST PROJECTS	29
DIVISION BB	SPECIAL EVENTS	29 - 33
DIVISION CC	SPECIAL FEATURE	33

"The Path Starts Here With 4-H!"

AWARDS

1. All exhibits will be judged by the Danish or Group System.
2. Ribbons will be awarded to all entries placing excellent, very good, or good.
3. A member may receive only one award in each class (exception: Canning; see p. 15, rule 7, Freezing; see p. 16, rule 8, and Photography; see p. 19, rule 7).

SPECIAL AWARDS

1. Best-In-Show rosettes will be awarded in divisions with 10 or more entries. Any entry receiving a Best-In-Show rosette must have received an excellent rating. In divisions in which there are no entries rated excellent, no Best-In-Show rosettes will be awarded.
2. Best-In-Show rosettes will be awarded to the outstanding Junior and Senior entries in Fancy Baked Goods unit if there are at least three entries.
3. Club Booth Exhibits - \$25 Best-In-Show; \$15 second Best-In-Show for both categories. Club Booth Exhibits rated EXCELLENT will receive \$10 awards, those rated VERY GOOD will receive \$8 awards, and those rated GOOD will receive \$6 awards.
4. An Honorable Mention Rosette will be awarded in units or divisions with limited entries.
5. Outstanding Contribution to the 4-H Fair Award will be given to two 4-H members who contributed the greatest effort and showed the best attitude throughout 4-H Fair set-up and the 4-H Fair. A committee of adult representatives from 4-H Fair Association, 4-H Leaders' Association, and 4-H Youth Council, in addition to the 4-H Agent and 4-H Program Associate, will meet on Saturday of the Fair to choose the winners of this award.
6. 4-H Citizenship Award will be awarded to two senior members who have achieved in 4-H projects, community service, citizenship, and leadership throughout their 4-H careers. A committee of adult representatives from the 4-H Fair Association, 4-H Leaders' Association, and 4-H Youth Council, in addition to the 4-H Agent and 4-H Program Associate, will meet prior to the 4-H Fair to choose the winners of this award, based on formal leader recommendations.

ADULT DIVISION

Adult 4-H volunteers AND parents/legal guardians of registered 4-H members may enter exhibits in a special Adult Division. See page 5 for details.

JUDGES

Competent judges will be selected by the County 4-H Agent and 4-H Program Associate(s) with input from the 4-H Fair Association and other 4-H project volunteers. Judges' decisions are final.

* * * * *

The 4-H Youth Development Program is part of Rutgers Cooperative Extension. 4-H educational programs are offered to all youth, grades K-13, on an age appropriate basis, without regard to race, religion, color, national origin, gender, sexual orientation, or disability. For additional information, contact: Deborah L. Cole, County 4-H Agent, Kendrin Dyitt, Program Associate 4-H, or Navonne Owen, Program Associate 4-H, at (609) 625-0056 or www.nj4h.rutgers.edu

2011 ATLANTIC COUNTY 4-H FAIR
AUGUST 11, 12, & 13
OFFICIAL 4-H EXHIBIT CATALOG
FOR MEMBERS AND LEADERS

GENERAL RULES

1. Regularly enrolled 4-H members (grades K-13) are eligible to exhibit. 4-H Cloverbud members (grades K through 3) may exhibit in Cloverbud Division only.
2. Members in grades 8-13 as of September 2010 are considered to be in the Senior Division; members in grades 4-7 as of September 2010 are considered to be in the Junior Division. Members in grades K-3 as of September 2010 are considered to be in the Cloverbud Division, unless otherwise stipulated in the rules.

- 3. All members must have participated in an Ethics/Personality Workshop.

4. Club members should exhibit in divisions in which they are enrolled and have carried a project during the current year. All members may exhibit in the Food-Nutrition, Arts and Crafts, Photography, and Home Garden Divisions.
5. All exhibits must be the result of the current year's club work and be approved by the local 4-H club leader.
6. Record books must be completed as of Wednesday, August 10, 2011, and must be brought with the exhibits (IF REQUIRED). Record books will be checked by chairperson of the exhibit and returned to the club member. Five points will be deducted from each entry not accompanied by a record book. (See specific division to determine if record book is required.)
7. All entries not meeting class requirements as listed will be disqualified.
8. Exhibit tags must accompany all entries and may be secured from local 4-H club leaders or county 4-H Office in Mays Landing.
9. Exhibit tags should be filled out completely and neatly using correct division and class numbers as well as name of articles and club member. Division numbers and class numbers are found in this exhibit catalog.
10. Judging will begin at 9 a.m. on Thursday, August 11, 2011 unless otherwise specified.
11. The 4-H Fair Association will not be liable, in any way, for loss due to fire, water, theft, an act of God, or any cause whatsoever. The exhibitors shall hold the Fair Association blameless for any loss, and upon this condition only, are the entries and exhibits accepted. However, every precaution will be taken to protect all exhibits. Special officers will be on duty each night.
12. Any exhibitor removing an exhibit or any part of an exhibit without permission from the 4-H Fair Association will forfeit any or all ribbons. Tent and Barn Exhibits may not be removed until after the selection of the Youth Representative on Saturday, August 13. Barn Managers will be on duty to enforce this rule; any violators will be unable to exhibit in the 2012 4-H Fair. Horses may not be removed until Sunday morning (see Horse Project Activities Guide) without prior permission. 4-H Building Exhibits may also be removed up until ½ hour after the completion of the Talent Show on Saturday, August 13, and then again on Sunday, August 14, 11 a.m. to 2 p.m. This will help eliminate the loss of valuable 4-H projects.

SPECIAL ENTRY RULES

1. All exhibits (with the exception of clothing, foods, and photography) must be brought to the 4-H Fairgrounds between the hours of 6 and 9 p.m. on Wednesday, August 10, 2011. No entries will be accepted after 9 p.m.
2. All clothing entries will be judged Saturday, July 23, from 11 a.m. to completion. All clothing entries to receive awards must be exhibited at the 4-H Fair and must be brought to the 4-H Office on July 23.
3. All frozen food entries will be judged during project judging on Saturday, July 23, at the 4-H Office. Food drop off is from 11 a.m. to 1 p.m.; judging begins at 2 p.m. These exhibits must be accompanied by dummy cartons to be used for exhibits at the Fair (see Division K).
4. All canned food entries will be judged during project judging on Saturday, July 23, at the 4-H Office. Food drop off is from 11 a.m. to 1 p.m.; judging begins at 2 p.m. An entry consists of two unopened jars and a sample. The opened jars will be used for exhibit at the Fair (see Division K).
5. Other than canning and freezing, no other "foods" can be entered that require refrigeration or freezing.
6. All photography entries will be judged during project judging on Saturday, July 23, at the 4-H Office. Photography drop off is from 11 a.m. to 2 p.m.
7. All 4-H members may enter projects in the Food & Nutrition, Arts & Crafts, Photography, and Home Garden Divisions.

HOW TO COMPLETE A 4-H EXHIBIT TAG

EXHIBIT CATALOG


DIVISION J - Clothing and Textiles

Class:

1. Needle Book
2. Pin Cushion
3. Basic Hand Stitches on Wall Hanging, Pillow, Booklet, Stuffed Animal, etc.
4. Headscarf
5. Tote Bag, Beach Bag, Laundry Bag

STEPS

1. Find the Division which includes your project, enter that number under DIVISION.
2. Find the class that best describes your entry-- enter that number under CLASS.
3. Enter the exact name of your entry under ARTICLE.
4. Be sure to clearly print your NAME, CLUB NAME, AND GRADE.
5. Be sure to copy the information from the top onto the bottom.
6. Attach the exhibit tag securely so it will not be separated from your entry. This is important so your entry can be identified and judged.

<p>!</p>  <p>ATLANTIC COUNTY 4-H FAIR</p> <p>DIVISION _____</p> <p>CLASS NUMBER _____</p> <p>ARTICLE _____</p> <p>NAME _____</p> <p>CLUB _____</p> <p>AGE _____</p> <p>GRADE _____</p> <p>AWARD: Ex Vg Good Fair</p>

4-H VOLUNTEER DIVISION

All 4-H adult volunteers may enter exhibits in this division.

RULES

1. Exhibitor must be a registered adult 4-H volunteer in Atlantic County. Exhibitors should be 4-H club leaders, and/or members of 4-H Fair Association, Leaders Association, or Horse Council.
 2. Exhibits may include any articles made or grown by exhibitor. Examples of exhibits are: food, clothing, crafts, woodworking, vegetables, plants, hobbies collections, photography, etc. Exhibit does not have to be related to exhibitors' club project area.
 3. Exhibitors should bring their exhibits to the 4-H building on Wednesday, August 10, from 6-9 p.m. Due to other responsibilities, there will be some flexibility in accepting leaders' exhibits. However, all exhibits must be in place by 9 a.m. on Thursday, August 11.
 4. Special adult exhibit tags should accompany all adult exhibits. These are available at the 4-H Office.
 5. All entries will receive participation ribbons.
 6. Special awards will be awarded to two adult exhibitors who enter the most outstanding entry in this division.
 7. General rules #9 and #10 (see page 4) apply to all adult exhibitors.
-

4-H PARENT/LEGAL GUARDIAN DIVISION

All parents/legal guardians of registered 4-H members may enter exhibits in this division.

RULES

1. Exhibitor must be the parent or legal guardian of a registered 4-H member. **EXCEPTION:** Tae Kwon Do adult members should enter this division.
 2. Exhibits may include any articles made or grown by exhibitor.
 3. Exhibitors should bring their exhibits to the 4-H building on Wednesday, August 10, from 6-9 p.m.
 4. Special adult exhibit tags should accompany all adult exhibits. These are available at the 4-H Office.
 5. All entries will receive participation ribbons.
 6. A special award will be awarded to the adult exhibitor who enters the most outstanding entry in this division.
 7. General rules #9 and #10 (see page 4) apply to all adult exhibitors.
-

MASTER GARDENER DIVISION

All certified Master Gardeners may enter exhibits in this division.

RULES

1. Exhibitor must be a Master Gardener that has completed the program as verified by Agricultural Agent/Master Gardener Program Associate.
2. All entries must have been grown and selected by exhibitor.

3. Each entry must consist of a correctly named single variety.
4. Exhibits cannot be dropped off at the 4-H Center until Wednesday, August 10, between 6-9 p.m. and must be in place no later than 9 a.m. on Thursday, August 11.
5. Vegetables and fruit will be judged on quality, uniformity of size, shape, color and trueness to type.
6. Flowers will be judged according to condition, color, color combination, relation to container, design, distinction and originality, suitability of combination of material, and condition.
7. All entries will receive participation ribbons.
8. Special award(s) will be awarded to two outstanding entries if there are 5 or more entries.
9. Entries may be picked up between 10-11 p.m. on Saturday, August 13, or between 10 a.m. and 1 p.m. on Sunday, August 14. Entries not picked up by Sunday will be discarded, however, ribbons will be available at the Rutgers Cooperative Extension Office on Wednesday after the fair.

SPECIMEN

(See Divisions B-C, pages 7-8 for specific specimen entries)

Class

1. Annual
2. Floral Arrangements/Containers
3. Perennials
4. Houseplant
5. Vegetable/Herbs/Fruit

DIVISION A - 4-H CLOVERBUD PROJECTS

Boys and girls enrolled in 4-H Cloverbud Clubs or participate as a Cloverbud Member (grade K-3) in a project club have the opportunity to exhibit articles that they have made or grown as a part of their 4-H Cloverbud Club experience. These articles are to be displayed in a special area assigned to 4-H Cloverbud for exhibit only.

Participation ribbons will be awarded, but no evaluation or ratings will be given these articles.

NOTE: All members in Grades K through 3 as of September 2010 must exhibit in the Cloverbud Division.

DIVISION B - GARDENS - FRUIT/VEGETABLES

RULES

In addition to General Rules and Special Entry Rules (refer to pages 4-5):

1. All exhibits must have been selected and grown by the club member exhibiting.
2. Exhibitor must select best product and submit number of specimens listed for each class.
3. Each entry must consist of a single variety correctly named.
4. All plants entered under Grown in Container must be exhibited in the container in which they've been grown. All exhibits entered in containers must be at, or near, harvest stage.
5. A Best-In-Show and Second Best-In-Show rosette will be awarded to the outstanding entries in this division.
6. The judging criteria for vegetables and fruits include uniformity of size, shape, color, and trueness to type.

VEGETABLES GROWN IN GARDENS

5 Specimens for the following classes:

1. Beans – Snap (pole, bush, yellow)
2. Beans – Lima (bush, pole)
3. Brussels Sprouts
4. Cucumbers - Pickles
5. Gherkins
6. Peas
7. Radish
8. Tomatoes - Cherry

3 Specimens for the following classes:

9. Artichoke
10. Beets – tops trimmed to 1”
11. Carrots – tops trimmed to 1”
12. Leek
13. Onions
14. Parsnip – tops trimmed to 1”
15. Peppers – stems on
16. Potatoes – white, yellow, red
17. Rhubarb – stems
18. Salsify
19. Tomatoes – Slicing, Plum
20. Turnip – tops trimmed to 1”
21. Other Vegetables

2 Specimens for the following classes:

22. Corn – Sweet
23. Cucumbers – Slicing
24. Kohlrabi
25. Sweet Potatoes
26. Gourds

1 Specimen for the following classes:

27. Broccoli – full head
28. Cabbage – full head, outer leaves intact
29. Cauliflower
30. Celery
31. Sweet Chard – 1 stalk, entire plant
32. Collards
33. Eggplant
34. Endive – plant
35. Escarole
36. Lettuce – head
37. Muskmelon
38. Pumpkins
39. Spinach – plant
40. Squash – summer, vine
41. Watermelon
42. Popcorn
43. Peanuts – one vine with peanuts attached
44. Vegetable Display – at least 3 different vegetables

VEGETABLES GROWN IN CONTAINERS

5 Plants for the following classes:

45. Bean
46. Beet
47. Carrot
48. Swiss Chard

3 Plants for the following class:

49. Celery

1 Plant for the following classes:

50. Broccoli
51. Brussels Sprouts
52. Cabbage
53. Cauliflower
54. Cucumber
55. Eggplant
56. Lettuce
57. Pepper
58. Potato
59. Tomato

HERBS

3 Stems in water for the following classes:

60. Basil
61. Dill
62. Lavender
63. Marjoram
64. Mint
65. Oregano
66. Sage
67. Thyme
68. Watercress

1 Plant growing in pot for the following classes:

69. Chives
70. Parsley
71. Rosemary

SMALL FRUITS

1 Pint for all classes:

72. Raspberries
73. Blueberries
74. Blackberries
75. Strawberries
76. Other Berries

DIVISION C – FLOWERS

RULES

In addition to General Rules and Special Entry Rules (refer to pages 4-5):

1. All exhibits must have been grown, selected, and arranged by club member exhibiting.
2. Exhibitor must furnish own containers. Adhesive tape on bottom of container with name is recommended.
3. Exhibitor must select best product and may submit one entry in each class.
4. All entries must be labeled with common name and variety.
5. A Best-In-Show and second Best-In-Show rosette will be awarded to the top two outstanding flower entries.

5 blooms for each of the following classes:

1. Achillea (Yarrow)
2. Calliopsis
3. Carnation
4. Coxcomb – feather type
5. Coreopsis (annual, biennial/perennial)
6. Cornflower (Centaurea)
7. Dianthus
8. Gaillardia (annual, biennial/perennial)
9. Marigold (dwarf, cross)
10. Nasturium
11. Pyrethrum
12. Strawflower
13. Scabiosa (annual, Biennial/perennial)
14. Zinnias (pompom)

3 blooms for each of the following classes:

15. Ageratum
16. Aquilegia (Columbine)
17. Asters
18. Bellis (English Daisy)
19. Candytuft (Iberis)
20. Centaurea
21. Chlidanthus
22. Chrysanthemum
23. Cosmos
24. Daisy
25. Daylilly
26. Delphinium (annual, biennial/perennial) - spikes
27. Echinacea (Coneflower)
28. Gerbera
29. Gladiolus (3 spike collection)
30. Marigolds (large)

31. Pansy
32. Petunia
33. Peony
34. Phlox (annual, biennial/perennial)
35. Rose
36. Rudbeckia
37. Snapdragons – spikes
38. Zinnias (large)

1 speciman for each of the following:

39. Acidanthea
40. Celosia (Coxcomb) - spike
41. Dahlia
42. Gladiolus
43. Digitalis (Foxglove) – spike
44. Hollyhock – spike
45. Iris – spike
46. Lily
47. Lobelia – spike
48. Nerine Budenia
49. Peony – bloom
50. Sunflower – head
51. Tigridia
52. tuberose
53. Other (1 bloom for large flower; 3 blooms for smaller flowers)
54. Vase of Garden Flowers
55. Flowering Hanging Basket
56. Whole Annual Plant (in flower)
57. Whole Perennial Plant (in flower)
58. Flowering Houseplant
59. Tropical Houseplant
60. Dish Garden
61. Terrarium
62. Container Grown Plant for Home/Patio

DIVISION D - PLANT SCIENCE

RULES

In addition to General Rules and Special Entry Rules (refer to pages 4-5):

1. Standard wooden labels are to be used to mark each container.
2. Three-inch pots are recommended for rooted cuttings, first season; and gallon cans for second season size.
3. Four-inch pots are recommended for perennial flower plants.
4. Perennials, flowers, and ornamental shrubs should be well-rooted and set in pots approximately four weeks before exhibit.

Class:

1. Exhibit Showing Seed Germination, Propagation, Genetics, Plant Physiology, Plant Disease and/or Nutrients
 2. Written Report on Some Aspects of Plant Cultivation
 3. Poster or Illustration of Some Aspect of Plant Cultivation
 4. Any Plan or Photo of Vegetable or Flower Garden
-

DIVISION E – SCIENCE

RULES

In addition to General Rules and Special Entry Rules (refer to pages 4-5):

1. Any 4-H member may exhibit as long as they are active members in good standing per the current 4-H guidelines.
 2. The exhibit must have a natural or physical science topic and/or illustrate or demonstrate a scientific principle or experiment.
 3. The exhibit must be clearly identified with a title and the name of the exhibitor.
 4. All exhibits should be neat and legible. Posters should have holes in the corners so that they may be hung on the pegboard display walls.
 5. The member is solely responsible for the security of his display, poster, model or illustration.
 6. Individual entries will be judged on clarity, content, and merit for grade level.
 7. Danish ribbons will be awarded.
-

DIVISION F - WOODWORKING

RULES

In addition to General Rules and Special Entry Rules (refer to pages 4-5):

1. All articles must be made by the exhibitor during the current year.
2. Members submitting articles must also complete and submit a project record book.
3. A Best-In-Show and Second Best-In-Show rosette will be awarded to the outstanding entries in Beginner and Advanced Woodworking divisions.
4. Minimum of four entries to be awarded Best in Show and Second Best in Show.

BEGINNER WOODWORKING

Class:

1. Tool Box
2. Miter Box
3. Tray
4. Bench Hook
5. Hot Plate/Trivet
6. Knife Rack
7. Bread Board
8. Book Rack
9. Shoe Rack
10. Door Stop
11. Bird House (no kits)
12. Shadow Box
13. Spice Rack
14. Any Other Article for Room
15. Any Other Article for Home
16. Any Other Article for Lawn or Yard
17. Any Other Article

ADVANCED WOODWORKING

Class:

18. Restoration Project
19. Entertainment Center
20. Tables
21. Spice Cabinet
22. Any Other Article for Room
23. Any Other Article for Home
24. Any Other Article for Lawn or Yard
25. Any Other Article

DIVISION G – ELECTRIC

RULES

In addition to General Rules and Special Entry Rules (refer to pages 4-5):

1. Any 4-H member may exhibit as long as they are active members in good standing per the current 4-H guidelines.
2. All articles must be made by the exhibitor during the current year.
3. Danish ribbons will be awarded.

UNIT 1 - BEGINNERS

Class:

1. Extension Cord
2. Lamp - Trouble or Test
3. Display Board Showing Splices and Wire Types and Sizes
4. Gismo Board
5. Display Board
6. Any Other Article Made in this Unit

UNIT 2 - INTERMEDIATE

Class:

7. Display Board, Sizes and Types of Fused and Sizes and Types of Wires
8. Study Lamp or Other Lamp Make for Use at Home
9. Emergency Auto Lamp
10. Moveable Work Bench Light
11. Any Other Article Made in this Unit

UNIT 3 - ADVANCED (HOME WIRING)

Class:

12. Diagram Representing the Wiring System of Member's Home Showing all Detail as Outlined in Unit 3
 13. Model or Sample of Home Wiring
 14. A Model Electric Motor Made by Member
 15. Motor Service Chart
 16. Electrified Lawn Mower Converted by Member
-

DIVISION H – ENGINES, TRACTORS & FIELD EQUIPMENT

RULES

In addition to General Rules and Special Entry Rules (refer to pages 4-5):

1. Only 4-H Small Engines Club members are eligible to enter for ribbons and/or awards.
 - a. A record book/journal detailing what was done on project is required to be judged.
2. Any 4-H member may exhibit (not eligible for ribbons/awards) an engine, tractor, or field equipment as long as they are active members in good standing per the current 4-H guidelines.
 - a. In order to ensure enough space is allotted on fairgrounds, members wishing to show/exhibit their project must contact the 4-H Office by Monday, August 8 to make arrangements prior to drop off.
3. All articles must be projects of the member during the current year.
4. Danish ribbons will be awarded. Best in Show and Second Best in Show rosettes will be awarded if there are five or more entries.

Class:

1. Rebuilt Gasoline Lawn Mower
 2. New or Rebuilt Go-Cart
 3. Any Other Gasoline or Small Diesel Engines
 4. Other Mechanical Project
-

DIVISION I – MODEL TRAIN

OBJECTIVES

To introduce young people, ages 7 to grade 13, to new or advanced skills by building and operating a modular model railroad by learning:

1. Basic simple carpentry and proper use of tools by building a model railroad module.
2. Elemental principles of safe low-voltage electrical wiring necessary to operate the model railroad.
3. Cooperation and team work through mutually erecting, connecting, and operating the model railroad.
4. Principles of graphic display in planning and creating theme, scenery, and model structures for the module.
5. Historical perspectives, geography, and research techniques through the study of railroads, their history, and the regional communities they serve.

RULES

In addition to General Rules and Special Entry Rules (refer to pages 4-5):

1. Only enrolled members of the 4-H Model Train Club may exhibit.
2. All exhibits must be the result of a club member's and parent/guardian's effort. Parent participation should be kept to a minimum so as to enhance the child's overall experience.
3. All exhibits must be tagged with the member's name, age.

4. Module entries will be submitted on a 24" x 48" board.
5. Modules will be judged on the basis of creativity and demonstration of knowledge of the topic selected.
6. Modules can only be judged one time, unless there has been a significant refurbishment or change to the module. The club leader or assistant club leader will make the determination as to whether the module has changed significantly from year to year to warrant being judged again.
7. Members will be scheduled to operate the display at the discretion of the leader.
8. Every member will set up and take down the Fair display.
9. All entries will receive Danish ribbons.

Class

1. All modules will be judged under the same criteria.
-

DIVISION J - CLOTHING AND TEXTILES

RULES

In addition to General Rules and Special Entry Rules (refer to pages 4-5):

1. Only regularly enrolled 4-H members are eligible to exhibit.
2. All sewn items will be judged at the 4-H Office on July 23, 11 a.m. to completion. Exhibitors must be present during judging. All sewn items evaluated in August will be left at the 4-H Center for display at the Fair. Please note that this is the only time that sewn items will be judged. **NO EXCEPTIONS.**
3. All sewn items must be brought to the 4-H Office on July 23 during the judging session. **NO EXCEPTIONS.**
4. In addition to an exhibit tag, all garments should bear a label containing member's name and address. Exhibit tags should be filled out completely and neatly using class numbers, as well as name of articles and club member.
5. Members must attempt new learning experiences in each successive section and level.
6. All garments must be 4-H projects, not made in Home Economics class at school or through another organization.
7. All entries not meeting class requirements as listed will be disqualified.
8. Members will receive a ribbon and award corresponding to judging rating for each garment.
9. All 4-H'ers who enter garments must participate in the 4-H Fair Fashion Revue and will receive special ribbons.
10. Outstanding entries will receive Best-In-Show and Second Best-In-Show rosettes in the Jr. and Sr. Divisions. Best-In-Show and Second Best-In-Show rosettes must have received an excellent rating.
11. Members in grades 8-13 as of September 2010 are considered to be in the Senior Division. Members in grades 4-7 as of September 2010 are considered to be in the Junior Division.
12. Special needs members are allowed to have a leader present with them during judging. 4-H Agent or 4-H Program Associate **must** be notified in advance which members will have leaders with them.
13. All projects with an "Excellent" rating are considered for Best-In-Show.
14. Cloverbud members (K-3) with sewing projects will enter them on Wednesday, August 10, for Cloverbud exhibit.

Class:

1. Needle Book, Pin Cushion, Sewing Box
2. Basic Hand Stitches – pillow, stuffed animal, booklet
3. Tote Bag, Beach Bag, Laundry Bag
4. Simple Garments – apron, poncho, tablecloth, placements
5. Wrap Around or Drawstring Skirt, Shorts, Pants
6. Skirt, Short, Pants with Zipper

7. Lined or Pleated Pants, Dress, Skirt
8. Dress or Jumper without Waistline
9. Dress or Jumper with Waistline
10. Formal Dress
11. Simple Vest, Blouse, Jacket
12. Lined/Reversible Vest, Jacket
13. Blouse – Long Sleeves with Placket, Cuffs
14. Garment with Yoke
15. Two Piece Outfit
16. Three Piece Outfit
17. Coat
18. Sleepwear
19. Bathing Suit with Cover Up
20. Other

DIVISION J-1 - CONSUMERISM

RULES

In addition to General Rules and Special Entry Rules (refer to pages 4-5):

1. Garment must be purchased by 4-H within the past 4-H project year.
2. Garment to be worn must be a complete outfit.
3. Garment must be modeled and judged during Sewing Evaluations on Saturday, July 23, 2011.
4. All members who enter in this category must participate in the Fashion Revue.
5. General rules 4, 8, and 11 under Clothing and Textiles apply.
6. Members should show a comparison sheet. This includes stores where you have shopped and price comparisons.

Class:

21. Any Complete Outfit with Accessories
22. Recycled Outfit with Accessories
23. Other

DIVISION J-2 - 4-H FASHION REVUE: FRIDAY, AUGUST 12, 6:45 P.M.

RULES

In addition to General Rules and Special Entry Rules (refer to pages 4-5):

1. Sewn items that have been judged and made by 4-H members or purchased as a consumerism project must be modeled in the Fashion Revue at the 4-H Fair, Friday, August 12, at 6:45 p.m.
2. All members who enter clothing in the Fair must participate in the Fashion Revue.
3. Fashion Revue forms must be completed and turned in on July 23 at Clothing Evaluations.
4. All 4-H'ers who participate in Fashion Revue must attend the Fashion Revue Rehearsal/Clinic to be held prior to the Fair on Friday, August 5, 7 p.m., at the 4-H Center.
5. 4-H Fashion Revue line-up will be held at 6:30 p.m. in the building. 4-H'ers may change into their garments in the Center, and must change after the show and return their garments to the display. All 4-H'ers should be at the Center at 6 p.m. to allow enough time for changing prior to line-up.
6. 4-H'ers who participate in the Fashion Revue will receive participation ribbons. A special award will be given to the outstanding junior model and outstanding senior model.

DIVISION K - FOOD PRESERVATION

CANNING

RULES

In addition to General Rules and Special Entry Rules (refer to pages 4-5):

1. Use regulation canning jars, pints or quarts for canning, 1/2 pints for jams, and jelly glasses or canning jars for jelly.
2. All jars in each entry must be identical as to size, shape, and color. Rings should remain on jars for display. Rings and lids must be free from rust.
3. 4-H exhibit labels must be placed on side of jar one inch from the base and filled in properly. Add the date the project was canned. Points may be deducted if date is not added. Labels are available from your 4-H leader or the 4-H Office.
4. Canning exhibits will be judged on Saturday, July 23, at the 4-H Office. Entries must be dropped off at the 4-H Office between 11 a.m. and 1 p.m.; judging begins at 2 p.m.
5. **Each canning entry should include two unopened jars identical in size, with canning labels. A sample must also be brought.** This sample can be another unopened jar or a small sample in a baby food jar or other small container and should be labeled the same as other jars. Samples might not be returned to exhibitor.
6. Best-In-Show and Second Best-in-Show rosettes will be awarded for outstanding entries in Junior and Senior Divisions based on number of qualified entries.
7. Each 4-H'er may enter more than one entry in each class provided that different fruits or vegetables are used for each entry.
8. **Recipes must accompany all entries.** Recipes can be typed or NEATLY handwritten. Recipe cards are not to be larger than 3" x 5".

Class:

1. Fruit
2. Vegetables
3. Jams, Jellies, Relishes
4. Other
5. Pickles or Relishes
6. Other

FREEZING

RULES

In addition to General Rules and Special Entry Rules (refer to pages 4-5):

1. All entries should be pint, 1 ½ pint, or quart standard freezer packages of glass, plastic, cardboard, or freezer paper.
2. Each package must be marked with the name of the project, date of freezing, and the name of 4-H member. 4-H exhibit labels are available from the 4-H Office or 4-H leader, and each entry must be accompanied by a 4-H label, with date added.
3. All freezing entries must include the frozen food and a dummy package, both with freezing labels. Dummy packages can be freezer containers, packages filled with pebbles, or blocks of wood wrapped in freezer paper. **IMPORTANT: Dummy packages must be neat and clean. On the outside of the package, there should be a picture cut out from a magazine or a drawing of the frozen food inside.**
4. Vacuum sealed freezer bag method is optional. Dummy package must resemble packaging.

5. Freezing exhibits will be judged on Saturday, July 23, at the 4-H Office. Entries must be dropped off at the 4-H Office between 11 a.m. and 1 p.m.; judging begins at 2 p.m. (Ice crystals may form on products due to transporting from home to Fair.)
6. Only items in the classes here specified may be entered.
7. Outstanding entries will receive Best-In-Show and Second Best-In-Show rosettes in Junior and Senior Divisions.
8. Each 4-H'er may enter more than one entry in each class provided that different fruits or vegetables are used for entry.

Class:

7. Fruit
8. Vegetables
9. Meats and Baked Goods
10. Freezer Jelly or Jam
11. Pickles
12. Other

DEHYDRATED FOODS

Class:

13. Meat
14. Vegetable
15. Fruit

DIVISION L - FOOD AND NUTRITION

RULES

In addition to General Rules and Special Entry Rules (refer to pages 4-5):

1. All foods must be prepared by exhibitor from scratch.
2. Entries must be brought on a **disposable plate** and covered with plastic wrap to the 4-H Office on Saturday, July 23. Entries will be accepted from 11 a.m. to 1 p.m.; judging begins at 2 p.m. (Points will be deducted if not on a disposable plate.)
3. All entries must be accompanied by a recipe on a 3" x 5" card and a 4-H exhibit tag. Recipes will not be returned. Recipe cards can be typed or NEATLY handwritten. Points will be deducted if recipe card is not 3" x 5" size. No full sheets of paper allowed.
4. All entries will receive Danish awards.
5. No foods requiring refrigeration may be entered.
6. The outstanding entries in Junior and Senior Division in Fancy Baked Goods will receive Best-In-Show rosettes based on number of qualified entries.
7. Best-In-Show and Second Best-In rosettes will be awarded to the best overall entries in Breads, Cookies, Cakes, and Pastry in the Junior and Senior Divisions and for any unit in which there are 3 or more entries.
8. Fancy decorated cake does not need to be a real cake. Dummy cake (i.e. styrofoam, cardboard, etc.) can be used as a base to decorate.
9. All entries should be consistent with level baked of the member's cooking ability.

Class:

1. Quick and Yeast Breads
2. Cookies – 4 samples of each required for entry

3. Cakes
 4. Pastry
 5. Fancy Baked Goods
 6. International Foods
 7. Snack Mix
 8. Miscellaneous (recipe file box, daily menu, nutrition poster, table setting, etc.)
-

DIVISION M - FINE ARTS

RULES

In addition to General Rules and Special Entry Rules (refer to pages 4-5):

1. To include projects made by 4-H members during current year.
2. Members may enter up to five (5) projects per class.
3. All entries must be mounted or framed; ready for hanging.
4. Best-In-Show and Second Best-In-Show rosettes will be awarded to outstanding entries in the Junior and Senior Divisions.

Class:

1. Pen and Ink
 2. Pencil
 3. Paint - Acrylic or Oil
 4. Watercolor
 5. Charcoal/Pastels
 6. Sketch
 7. Sculpture
 8. Other Fine Art
-

DIVISION N - ARTS AND CRAFTS

RULES

In addition to General Rules and Special Entry Rules (refer to pages 4-5):

1. To include Arts and Crafts projects made by 4-H members during current year.
2. Members must select their best in each class and may enter five (5) per class.
3. Crafts projects made at 4-H Camp may be entered.
4. Best-In-Show and Second Best-In-Show rosettes will be awarded to outstanding entries in the Junior and Senior Divisions.

CRAFTS

Class:

1. Appliqué
2. Baskets
3. Batik
4. Beaded Craft
5. Bulletin Board
6. Candles (poured, decorated, sculptured)
7. Ceramics (glazed, unglazed, hand decorated)
8. Creative Writing (essay, poem, calligraphy, etc.)

9. Decoupage
10. Fabric Craft
11. Foam or Pom Pom Craft
12. Foil Art
13. Gallery Glass
14. Holiday
15. Jewelry
16. Leather Craft
17. Liquid Embroidery/Liquid Cross Stitch
18. Macramé
19. Metal Craft
20. Nature Craft
21. Needlework (knitting, crochet, needlepoint, etc.)
22. Paper Craft
23. Polymer Clay
24. Puppets/Marionettes
25. Recycled Project
26. Sand Craft/Sand Painting
27. Soft Sculpture
28. Stenciling (not on fabric)
29. Straw Craft
30. Stick, Stone, or Tile Craft
31. String Art
32. Stuffed Animal Craft
33. Tie Dye/Fabric Painting/Fabric Stenciling
34. Weaving
35. Wood Craft (kits)
36. Wood Burning/Wood Carving
37. Another Other Form of Textile Painting
38. Any Other Arts and Crafts Project

DIVISION O - HOBBIES and COLLECTIONS

RULES

In addition to General Rules and Special Entry Rules (refer to pages 4-5):

1. All collections such as stamps, coins, rocks, and other must be properly displayed and identification made.

Class:

1. Model Airplanes
2. Model Cars
3. Animals
4. Other Hobbies
5. Collection of Natural Items (stones, etc.)
6. Stamp and Coin Collection
7. Other Collections

DIVISION P- PHOTOGRAPHY

RULES

1. Photographs entered must have been taken and mounted by the 4-H member exhibiting, since August 1, 2010.
2. Entries are to be dropped off at the 4-H Office on Saturday, July 23. Entries will be accepted between 11 a.m. and 2 p.m. No photo entries will be accepted during exhibit entries on Wednesday, August 10.
2. Photographs must be in the form of prints or enlargements, may be processed at home or commercially.
3. Categories:
 - Black & White (*digital or traditional analogue; use of film/chemical processing to develop image and print*)
 - Color (*digital or traditional analogue photography*)
 - Creatively Altered (*image(s) that use various techniques to alter and/or enhance the photo; such as using artistic filters and effects*)
4. Creatively Altered entries must:
 - Have original photo attached to entry sheet
 - Include photo file format (JPG, TIF, PSD, etc.), number of pixels, color mode, and/or statement of computer manipulation on entry sheet.
5. Entries must be mounted appropriately on mounting, mat, or poster board with correctly filled out entry tag attached. The mounting will be judged on neatness and appropriate colors only. No glass frames.
6. Member may submit up to four (4) photos per class.
7. First, Second, and Third place ribbons will be awarded for combined divisions of black & white and color. Honorable Mention ribbon(s) will be awarded for Creatively Altered.
8. 4-H members may submit up to five (5) additional photos per class to be displayed in the 4-H Photo Gallery Exhibit. All Gallery Exhibit entries will receive participation ribbons.

Class:

1. 4-H Project Work - including meeting or other activities
2. 4-H Events (Public Presentations, Favorite Food Show, Camp, etc.)
3. 4-H Fair
4. People - Family Activities, Vacations, Holidays
5. Domestic Animals (pets), Flowers, Plants, Farms
6. Wildlife - Animals, Birds, Plant Life
7. Landscapes (scenery), Architecture
8. Still Life
9. Portraits (including people or animals, and should fill large percentage of frame)
10. Action Shots (including sports/ bands)
11. Environmental
12. Comical
13. Other (anything not covered above or an additional print of above categories)

DIVISION Q - LIVESTOCK

RULES

In addition to General Rules and Special Entry Rules (refer to pages 4-5):

1. Club members exhibiting or showing must be a 4-H member in "Good Standing" according to the state 4-H standards as follows. S/he must have:
 - a. been registered as of January 1, 2011 and registered their project animal(s) by May 1, 2011

- b. attended at least 70% of regular club meetings and/or activities.
 - c. given a state, county, or club 4-H presentation following the State 4-H Presentation guidelines.
 - d. been responsible for the physical care/training of animals to the fullest extent possible.
 - e. completed and turned in a project record book for each species exhibiting by Monday, August 8.
2. In order to exhibit or show in showmanship, an animal must be the 4-H'ers project animal from May 1 of the current year and have sent in a Livestock Registration Form to the 4-H Office by May 1. This means that they have participated in the care of a project animal(s).
 3. Members must do their own fitting and handling for the show or exhibition.
 4. Members must care for animals while on exhibit at the Fair.
 5. All livestock project members must attend the Pre-Fair Livestock Members' Meeting on Monday, August 8, at 6:30 p.m. to have health requirements and completed Farm Visit Forms for project animals verified.
 6. Showmanship to be scored using Danish system, and each member will receive a Danish ribbon based on points awarded.
 7. With the exception of Class 10 (Special/Rare), first place rosettes and second and third place ribbons will be awarded in each class. There must be at least three (3) exhibits in a class for rosettes and ribbons to be awarded in that class.
 8. Best Overall trophies will be awarded based on points for showmanship and show points for each class.
 9. Only livestock members may sleep over. All Overnight/Event Permission Forms MUST be signed by club leader prior to turning in to 4-H Fair Office.
 10. No one, except for the members or leaders and barn managers, will be allowed in any livestock stalls.
 11. A Herdsperson Award will be awarded to one (1) senior and one (1) junior member.
 12. Show Attire Rules:
 - a. Show clothing for beef, meat goats, sheep, and swine is a clean, white t-shirt and jeans.
 - b. Clothing for dairy goats is a clean, white t-shirt and white pants. (Points will be deducted for wearing pants other than white, but will be permitted to show.)
 - c. Proper shoes for working with animals are to be worn at all times around animals (pens and show ring)—no sandals, sneakers, or open-toed shoes.
 13. Animal Showing/Preparation Rules:
 - a. Fiber goats and sheep need to be spring sheared and have normal regrowth to date.
 - b. Dairy goats can be sheared or blocked. Body should be clean and properly clipped.
 - c. Market goats should be blocked.
 - d. Market sheep should be slick shorn.
 - e. Market hogs should be shaved/slick shorn and washed.

ANIMAL HEALTH RULES

1. All animals exhibited must have completed a 4-H Livestock Health Form AND an official Certificate of Veterinary Inspection (CVI) or Animal Health Certificate (AHC) – form DAH-111 is also acceptable for New Jersey swine. The CVI or AHC must be presented on Monday, August 8, during the Pre-Fair Livestock meeting (see #5). Certificate must indicate that the project animal did not originate from a flock/herd with foot rot, sore mouth, or any infectious or contagious disease.
 - a. all market animals must have a completed Drug Use Form.
 - b. all livestock deemed “exotic” must have a Permit for Possession as required by the Department of Fish, Game, and Wildlife.
2. All animals are subject to a visual health inspection at unloading. Animals must be clean and appropriately trimmed upon arrival. Animals not properly cleaned, trimmed, in condition for public display, or suspected of having a health problem must be removed from the fairgrounds immediately.
3. ALL SHEEP and GOATS must have a USDA APHIS approved identification tag for exhibiting. Ear tag and/or approved breed registry tattoo is the ONLY approved form of identification.

4. Animals must be clean while on exhibit. Club members must dress neatly and keep space occupied in a sanitary condition.
5. No animals with large scours permitted. No horned animals permitted, unless approved by the 4-H Office based on breed specific characteristics.

Class:

See leader for class listing

DIVISION R – POULTRY

RULES

In addition to General Rules and Special Entry Rules (refer to pages 4-5):

1. Club members exhibiting or showing must be a 4-H member in “Good Standing” according to the state 4-H standards as follows. S/he must have:
 - a. been registered as of January 1, 2011 and registered their project animal(s) by May 1, 2011.
 - b. attended at least 70% of regular club meetings and/or activities.
 - c. given a state, county, or club 4-H presentation following the State 4-H Presentation guidelines.
 - d. been responsible for the physical care/training of animals to the fullest extent possible.
 - e. completed and turned in a project record book for each species exhibiting by Monday, August 8.
2. All poultry exhibited must have an official Certificate of Veterinary Inspection (CVI), Health Certificate (HC), VS Form 9-2 or 9-3, or a 4-H Poultry, Rabbit, or Cavy Health Form.
 - a. all poultry must originate from US Pullorum-Typhoid clean flocks OR have an individual Pollorum-Typhoid test within 30 days of the Fair.
 - b. all poultry deemed “exotic” must have a Permit for Possession as required by the Department of Fish, Game, and Wildlife.
3. Only birds in good health and in compliance with all veterinary health requirements will be accepted for exhibit.
4. All poultry must be clean and free of mites prior to entering Fair. Birds may be washed and groomed as needed prior to showing, but must arrive clean prior to entry.
5. Birds may receive more than one ribbon in each class in the rare breed division.
6. Correct breed or cross must appear on entry cards.
7. There must be at least three (3) exhibits in a class for a rosette/trophy to be awarded in each class.
8. First place ribbons and trophies will be awarded in each class providing there is a minimum of three (3) entries in the class.
10. Placing ribbons will also be awarded for second, third, and fourth.
11. Best-In-Show winners from 2010 Fair are ineligible for awards in 2011, but are eligible for exhibition.
12. Cages must be kept clean while on exhibit. All exhibitors will be required to participate in Poultry Management. A Management Award will be awarded to one Senior and one Junior.
13. Clothing for judging will be clean, white short sleeve shirt and jeans.

Class:

See leader for class listing.

POULTRY MANAGEMENT

Class:

See leader for class listing.

DIVISION R-1- GAME BIRDS

RULES

In addition to General Rules and Special Entry Rules (refer to pages 4-5):

1. All general rules apply from Poultry.
2. All game birds require a permit from New Jersey Division of Fish and Game. To obtain a permit, call (609) 292-2965.

Class:

1. Any Game Bird
-

DIVISION R-2 - EGGS

RULES

In addition to General Rules and Special Entry Rules (refer to pages 4-5):

1. Any member may exhibit.
2. Eggs must be washed and cleaned.
3. Eggs must be in carton.
4. Eggs must be farm-raised by project member exhibiting.
5. Eggs must be graded as to size and uniformity and judged on freshness and market value.
6. Must be judged in the Livestock/Poultry Barn - enter exhibits on Wednesday, August 4, 6 - 9 p.m. at the Livestock/Poultry Barn.
7. Trophy will be awarded for first place, and ribbons for second, third, and fourth places.

Class:

See leader for class listing.

DIVISION S- CAVIES

RULES

In addition to General Rules and Special Entry Rules (refer to pages 4-5):

1. Club members exhibiting or showing must be a 4-H member in "Good Standing" according to the state 4-H standards as follows. S/he must have:
 - a. been registered as of January 1, 2011 and registered their project animal(s) by May 1, 2011.
 - b. attended at least 70% of regular club meetings and/or activities.
 - c. given a state, county, or club 4-H presentation following the State 4-H Presentation guidelines.
 - d. been responsible for the physical care/training of animals to the fullest extent possible.
 - e. completed and turned in a project record book for each species exhibiting by Monday, August 8.
2. All cavies exhibited must have a completed 4-H Poultry, Rabbit, or Cavy Health Form.
 - a. the 4-H Poultry, Rabbit, or Cavy Health Form must be turned in on Sunday, August 7, during the pre-Fair judging.
3. Animals must be kept clean while on exhibit.
4. Members must be present for judging.
5. Best of Breed and Reserve Best of Breed will be awarded pending the number of entries.

6. There must be three (3) exhibits in a breed for a rosette to be awarded in that breed.
7. All classes will be judged by breed.

Class:

1. Cavy, Jr. Sow - Under 4 months old weighing 12 to 22 ounces
2. Cavy, Jr. Boar - Under 4 months old weighing 12 to 22 ounces
3. Cavy, Intermediate Sow - Up to six months of age weighing 22 to 30 ounces
4. Cavy, Intermediate Boar - Up to six months of age weighing 22 to 30 ounces
5. Cavy, Sr. Sow - Six months or more weighing over 30 ounces
6. Cavy, Sr. Boar - Six months or more weighing over 30 ounces
7. Cavy, Litter With or Without Sow

DIVISION S-1 - RABBITS

RULES

In addition to General Rules and Special Entry Rules (refer to pages 4-5):

1. Club members exhibiting or showing must be a 4-H member in “Good Standing” according to the state 4-H standards as follows. S/he must have:
 - a. been registered as of January 1, 2011 and registered their project animal(s) by May 1, 2011.
 - b. attended at least 70% of regular club meetings and/or activities.
 - c. given a state, county, or club 4-H presentation following the State 4-H Presentation guidelines.
 - d. been responsible for the physical care/training of animals to the fullest extent possible.
 - a. completed and turned in a project record book for each species exhibiting by Monday, August 8.
2. All rabbits exhibited must have a completed 4-H Poultry, Rabbit, or Cavy Health Form.
 - a. the 4-H Poultry, Rabbit, or Cavy Health Form must be turned in on Sunday, August 7, during the pre-Fair judging.
3. Animals must be kept clean while on exhibit.
4. Members must be present for judging.
5. Best of Breed and Reserve Best of Breed will be awarded pending the number of entries.
6. There must be three (3) exhibits in a breed for a rosette to be awarded in that breed.
7. All classes will be judged by breed.

Class:

1. Rabbit, Doe & Litter - at least one month old, but not over eight weeks old, with at least three young
 2. Rabbit, Junior Buck – at least three months old, but under six months old
 3. Rabbit, Junior Doe – at least three months old, but under six months old
 - *4. Rabbit, Intermediate Buck – at least six months old, but under eight months old
 - *5. Rabbit, Intermediate Doe – at least six months old, but under eight months old
 6. Rabbit, Senior Buck – eight months and older
 7. Rabbit, Senior Doe – eight months and older
- * Intermediate Buck and Doe will only be in the following breeds: Californian, Checkered Giant, Giant Chinchilla, Creme D'Argent, Flemish Giant, English Lop, French Lop, Palomino, Satin, and New Zealand

DIVISION S-2 - SMALL ANIMALS

RULES

In addition to General Rules and Special Entry Rules (refer to pages 4-5):

1. Club members exhibiting or showing must be a 4-H member in “Good Standing” according to the state 4-H standards as follows. S/he must have:
 - a. been registered as of January 1, 2011 and registered their project animal(s) by May 1, 2011.
 - b. attended at least 70% of regular club meetings and/or activities.
 - c. given a state, county, or club 4-H presentation following the State 4-H Presentation guidelines.
 - d. been responsible for the physical care/training of animals to the fullest extent possible.
2. All small animals exhibited must have a completed 4-H Poultry, Rabbit, or Cavy Health Form.
 - a. the 4-H Poultry, Rabbit, or Cavy Health Form must be turned in on Sunday, August 7, during the pre-Fair judging.
 - b. all small animals deemed “exotic” must have a Permit for Possession as required by the Department of Fish, Game, and Wildlife.
3. Animals must be kept clean while on exhibit.
4. Members must be present for judging.
5. Best of Breed and Reserve Best of Breed will be awarded pending the number of entries.
6. There must be three (3) exhibits in a breed for a rosette to be awarded in that breed.
7. All classes will be judged by breed.

Class:

- | | |
|--------------------------------------------|-------------------------------------------|
| 1. Junior Female, under four months of age | 3. Senior Female, over four months of age |
| 2. Junior Male, under four months of age | 4. Senior Male, over four months of age |
-

DIVISION S-3 - HERPETOLOGY

RULES

In addition to General Rules and Special Entry Rules (refer to pages 4-5):

1. Club members exhibiting or showing must be a 4-H member in “Good Standing” according to the state 4-H standards as follows. S/he must have:
 - a. been registered as of January 1, 2011 and registered their project animal(s) by May 1, 2011.
 - b. attended at least 70% of regular club meetings and/or activities.
 - c. given a state, county, or club 4-H presentation following the State 4-H Presentation guidelines.
 - d. been responsible for the physical care/training of animals to the fullest extent possible.
2. All small animals exhibited must have a completed 4-H Poultry, Rabbit, or Cavy Health Form.
 - a. the 4-H Poultry, Rabbit, or Cavy Health Form must be turned in on Sunday, August 7, during the pre-Fair judging.
 - b. all small animals deemed “exotic” must have a Permit for Possession as required by the Department of Fish, Game, and Wildlife.
3. Animals must be kept clean while on exhibit.
4. Members must be present for judging.
5. Best of Breed and Second Best-of-Breed will be awarded pending the number of entries.
6. There must be three (3) exhibits for a rosette to be awarded.
7. All classes will be judged by breed.

Class:

1. Junior Female, under four months of age
 2. Junior Male, under four months of age
 3. Senior Female, over four months of age
 4. Senior Male, over four months of age
-

DIVISION T - HORSES

General Rules and Definitions B read the general rules of this book. Rules for the Horse Division will be found in the Atlantic County 4-H Fair Horse Show Rulebook and Activity Guide.

DIVISION U - DOGS

RULES

In addition to General Rules and Special Entry Rules (refer to pages 4-5):

1. Exhibitor must have attended 70% of business and training meetings.
2. Exhibitor must have completed and presented dog project book.
3. Exhibitor must have proof of up-to-date dog's inoculations.
4. Exhibitor must have dog under control and on a leash at all times, except when in the show ring.

OBEDIENCE TRIALS

Class:

1. Beginner
 2. Graduate Beginner
 3. Novice
 4. Rally
-

DIVISION V – TAE KWON DO

RULES

In addition to General Rules and Special Entry Rules (refer to pages 4-5):

1. Only regularly enrolled 4-H Tae Kwon Do members are eligible to exhibit.
2. Members must attempt new learning experiences in each successive section and level.
3. Members will receive a ribbon and award corresponding to judging for each section/level.
4. Outstanding exhibits will receive Honorable Mention rosettes in the Junior and Senior division. Honorable Mention rosettes must have received an excellent rating.
5. All members (Cloverbud/Junior/Senior) who participate will receive a special ribbon.
6. Members in grades 2-3 as of September 2010 are considered in the Cloverbud division. Members in grades 4-7 as of September 2010 are considered to be in the Junior division. Members in grades 8-13 as of September 2010 are considered in the Senior division.
7. Members Cloverbud/Junior/Senior are required to submit their Tae Kwon Do Club guidebook for review at time of exhibit.

8. Members will be judged in categories based on forms demonstrations, technical skills, breaking techniques, terminology, self-confidence, interpersonal skills, and self defense techniques based on the member's belt level/age division.
9. Members Cloverbud/Junior/Senior are required to participate in the 4-H Public Presentations program to participate in Fair activities.
10. Members Cloverbud/Junior/Senior will attend 4-H Ethics training to be eligible to participate in Fair activities.

LEVEL 1 – WHITE BELT (LOW/MIDDLE/HIGH)

Class:

1. White Belt Form (Low: Tiger One; Middle: Tiger Two; High: Tiger Three)
2. Technical Skills (Low: basic blocks and front thrust kicks; Middle: basic blocks and round house kicks; High: basic blocks and side kick)
3. Breaking Technique (Low: elbow strike; Middle: front thrust kick; High: flying side kick)
4. Terminology (Korean/English terminology related to Tae Kwon Do)
5. Self Confidence (demonstrated through proper body positioning/ability to vocalize commands and demonstrating a command presence)
6. Interpersonal Skills (demonstrating ability to communicate thought and deed to other club members and judges)
7. Self Defense Techniques (Low/Middle: basic one step sparring techniques; High: white high belt one step sparring techniques)

LEVEL 2 – YELLOW BELT (LOW/MIDDLE/HIGH)

Class:

8. Yellow Belt Form (Low: Palgwe Il Jang; Middle: Palgwe E Jang/Palgwe Sa Jang)
9. Technical Skills (Low: basic blocks and side kick; Middle: basic blocks and flying side kick; High: basic blocks and double round house kick)
10. Breaking Technique (Low: flying side kick; Middle: flying side kick; High: side kick)
11. Terminology (Korean/English terminology related to Tae Kwon Do)
12. Self Confidence (demonstrated through proper body positioning/ability to vocalize commands, and demonstrating a command presence)
13. Interpersonal Skills (demonstrating ability to communicate thought and deed to other club members and judges)
14. Self Defense Techniques (Low/Middle: basic yellow belt one step sparring techniques; High: yellow high belt one step sparring techniques)

LEVEL 3 – GREEN BELT (LOW/MIDDLE/HIGH)

Class:

15. Green Belt Form (Low: Palgwe Sa Jang; Middle: Tae Juek Il Jang; High: Tae Juek E Jang)
16. Technical Skills (Low: basic blocks and back fist; Middle: basic blocks and hammer fist; High: basic blocks and palm heel strike and back side kick)
17. Breaking Technique (Low: punch/back fist and side kick; Middle: punch/back fist and side kick; High: punch/back fist and back side kick)
18. Terminology (Korean/English terminology related to Tae Kwon Do)
19. Self Confidence (demonstrated through proper body positioning/ability to vocalize commands and demonstrating a command presence)
20. Interpersonal Skills (demonstrating ability to communicate thought and deed to other club members and judges)

21. Self Defense Techniques (Low/Middle: basic Green belt one step sparring techniques; High: Green high belt one step sparring techniques)

LEVEL 4 – BLUE BELT (LOW/MIDDLE/HIGH)

Class:

22. Blue Belt Form (Low: Palgwe O Jang; Middle: Palgwe Yuek Jang; High: Palgwe Chill Jang)
23. Technical Skills (Low: basic blocks and jump front thrust kick; Middle: basic blocks and switch kicks; High: basic blocks and hook kick)
24. Breaking Technique (Low: triple punch and jump front thrust kick; Middle: triple punch and jump spin kick; High: hook kick and jump spin kick)
25. Terminology (Korean/English terminology related to Tae Kwon Do)
26. Self Confidence (demonstrated through proper body positioning/ability to vocalize commands and demonstrating a command presence)
27. Interpersonal Skill (demonstrating the ability to communicate thought and deed to other club members and judges)
28. Self Defense Techniques (Low/Middle: basic Blue belt one step sparring techniques; High: Blue high belt one step sparring techniques)

LEVEL 5 – RED BELT (LOW/MIDDLE/HIGH)

Class:

29. Red Belt Form (Low: Tae Juek Sam Jang/Tae Juek Sa Jang; Middle: Palgwe Pal Jang; High: Koryo)
30. Technical Skills (Low: basic blocks and jump back side kick; Middle: basic blocks and switch round house; High: basic blocks spinning hook kick)
31. Breaking Technique (Low: hook kick and jump back side kick; Middle: jump back side kick and switch round house; High: spinning hook kick and double fist block breaking)
32. Terminology (Korean/English terminology related to Tae Kwon Do)
33. Self Confidence (demonstrated through proper body positioning/ability to vocalize commands and demonstrating a command presence)
34. Interpersonal Skill (demonstrating the ability to communicate thought and deed to other club members and judges)
35. Self Defense Techniques (Low/Middle: basic Red belt one step sparring techniques; High: Red high belt one step sparring techniques)

DIVISION W – BATON TWIRLING

OBJECTIVES

1. To gain confidence by performing twirling routines in front of an audience.
2. To learn skills in twirling and have fun at the same time.
3. To develop skills in choreography, timing, and planning in creating twirling routines.

RULES

In addition to General Rules and Special Entry Rules (refer to pages 4-5):

1. To participate in the twirling demonstrations, you must be a member of good standing of the baton 4-H club.
2. Participants will receive participation ribbons.

DIVISION X - CLOGGING

OBJECTIVES

1. To gain confidence by performing clogging routines in front of an audience.
2. To learn skills in clogging and have fun at the same time.
3. To develop skills in choreography, timing, and planning in creating clogging routines.

RULES

In addition to General Rules and Special Entry Rules (refer to pages 4-5):

1. To participate in the clogging demonstrations, you must be a member of good standing of the clogging 4-H club.
 2. Participants will receive participation ribbons.
-

DIVISION Y – SHOOTING SPORTS

OBJECTIVES

1. To enhance the development of self-esteem, character, and personal growth through safe, educational, and socially acceptable involvement in a shooting activity.
2. To teach safe and responsible use of archery and other shooting equipment, including sound decision making, self-discipline, and concentration.
3. To promote the highest standards of safety, sportsmanship, and ethical behavior.

RULES

In addition to General Rules and Special Entry Rules:

1. To participate in the shooting sports demonstrations, you must be a member of good standing of the shooting sports 4-H club.
 2. Must have full understanding of all safety regulations.
 3. Participants will receive participation ribbons.
-

DIVISION Z - ORGANIZED 4-H CLUB BOOTH EXHIBITS

NOTE: Valuable items should not be included in the display, as insurance will not cover any loss.

RULES

1. The space to be filled shall be four feet deep and eight feet long, and at table height. Two 4' x 8' pieces of 1/2" plywood may serve as base and backdrops. Frames in which to set display will be supplied by the 4-H Fair Association, as well as skirting and exhibit cards. Hammer and nails should be brought in by club.
2. No product in the display will be eligible for individual awards.
3. Members will plan and set up their own booth displays with guidance and help from their local leader. Leaders may only secure plywood to triangles at set-up. Members must do the rest of the set-up.
4. Displays will be judged on the following points:
 - a. power to attract and hold attention
 - b. well-organized educational lesson or brief promotional message presented clearly

- c. general appearance and quality of work
 - d. originality and effort
5. Club booths may be either in the Fair theme category or Open category.
 6. 4-H Cloverbud Clubs will receive comments and a participation ribbon; the premium will be \$8.00.
 7. Clubs removing exhibits before 11 p.m. Saturday evening will forfeit all awards. All clubs will receive premiums. In addition, the top two exhibits in each category will be awarded additional premiums as indicated below:

PREMIUMS

EXCELLENT	VERY GOOD	GOOD	CLOVERBUD
\$10.00	\$8.00	\$6.00	\$8.00
RIBBON	RIBBON	RIBBON	RIBBON

BEST-IN-SHOW combined	SECOND BEST-IN-SHOW combined
\$25.00	\$15.00
ROSETTE	ROSETTE

DIVISION AA - SCHOOL CLUBS/SPECIAL INTEREST PROJECTS

Open to any boy or girl in Atlantic County.

Class:

1. Any article made as a result of a 4-H school club activity and/or participation in a short term/special interest 4-H project.

DIVISION BB - SPECIAL EVENTS

- I. TALENT/VARIETY SHOW** - HOWARD AND DONNA MARIE BERCHTOLD, CHAIRS
SATURDAY, AUGUST 13, following Horse Show Awards

RULES

1. All participants must be members of an Atlantic County 4-H Club.
2. No 4-H'er who has been paid for performing his/her talent will be allowed to enter the 4-H Fair Talent/Variety Show.
3. All participants are expected to attend the mandatory Talent Show practice scheduled for Tuesday, June 28, 7 p.m., at the 4-H Center and perform their act as it will be presented show night. NOTE; NO ACTS WILL BE ADDED TO THE SHOW AFTER THE PRACTICE. All participants are then required to attend the mandatory Talent Show rehearsal scheduled for Wednesday, July 27, 7 p.m. Both the practice and rehearsal are **mandatory**. Full costume is expected at the rehearsal in July.
4. Acts must be three minutes or less.
 - a. If music for show has lyrics, you must provide Howard and Donna Marie Berchtold with the lyrics.
5. The Talent/Variety Show is designed to be a fun family oriented show. The Berchtolds reserve the right

- to ask you to modify, if necessary.
6. Participants may only perform one (1) solo act in the show. Solo performers may participate in one (1) other group performance, but the group must include at least three (3) performers. Lip syncing is not permitted.
 7. There will be a panel of judges (preferably three) selected by the Talent Show Committee.
 8. All judges' decisions will be final.
 9. Participants will be judged on the basis of general appearance, originality, and overall talent.
 10. A trophy and rosette will be awarded to first, second, and third place winners. If the first place winner is a team, each member of the team will receive a trophy. All participants will receive participation ribbons. There will be no first place ties.
 11. First place winners are not eligible to compete the following year in the same talent. For example: a first place winner who sang a solo may not return to sing a solo; however, he or she may come back and sing with a group or perform a completely different talent (dance, gymnastics, juggling, etc.) First place winners will be requested to make a guest appearance at the 4-H Fair the following year.
 12. Judges' comments will be available after the conclusion of the Talent Show. Scores will be returned to contestants within a few weeks following the Talent/Variety Show upon request.

II. BABY PARADE - JONI GRUNOW AND KATHY EINWECHTER, CHAIRS
 SATURDAY, AUGUST 13, 12:30 P.M. THE BABY PARADE IS OPEN TO ALL ATLANTIC COUNTY RESIDENTS AND FAIR VISITORS, GRADES 1 OR UNDER.

RULES

1. In all divisions, the decoration subject, theme, and costumes worn only by child or children taking part will be considered by the judges. No adults in costume.
2. Any child up to and including 1st grade may compete, but the chairman of the parade reserves the right to refuse entry.
3. The judges decision will be final, based on workmanship and originality.
4. Entries will be accepted at registration table from 11 a.m. to 12 noon the day of the event. **ABSOLUTELY NO ENTRIES ARRIVING AFTER THE 12 noon CUT-OFF WILL BE ALLOWED TO ENTER UNDER ANY CIRCUMSTANCES B NO EXCEPTIONS!!!**
5. The Baby Parade will begin at 12:30 p.m. sharp.
6. The distribution or throwing of any articles such as candy, etc. and the use of large or small animals for riding by entrants is forbidden.
7. No motorized vehicles are permitted to pull floats or any other entry. Manpower only. All entries must be pulled across stage.
8. Participants may enter in ONE DIVISION AND ONE CLASS ONLY.

- Division 1** - **Fancy Decorated**
 Class A - Child or children walking
 Class B - Child or children on wheels

- Division 2** - **Character/Cartoon/Funny**
 Class C - Child or children walking
 Class D - Child or children on wheels

- Division 3** - **Nursery Rhymes/Fairy Tales**
 Class E - Child or children walking
 Class F - Child or children on wheels

- Division 4** - **Holidays**
 Class G - Child or children walking
 Class H - Child or children on wheels

Division 5

Class I - Youngest Baby (proof of age required, i.e. crib card from hospital, birth certificate, etc.)

Division 6

Class J - **4-H Fair Theme – “The Path Starts Here With 4-H!”**
Class J - Child or children walking
Class K - Child or children on wheels

Division 7

Class L - Curliest Hair

BEST-IN-SHOW/SECOND BEST-IN-SHOW TROPHIES WILL BE AWARDED TO THE TOP TWO ENTRIES. TROPHIES WILL BE PRESENTED TO ALL FIRST PLACE WINNERS IN EACH CLASS, AND RIBBONS TO ALL PARTICIPANTS.

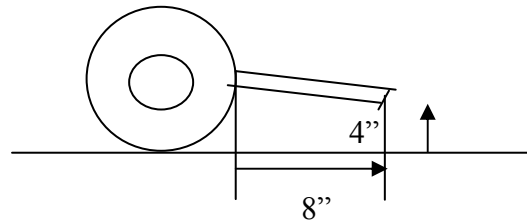
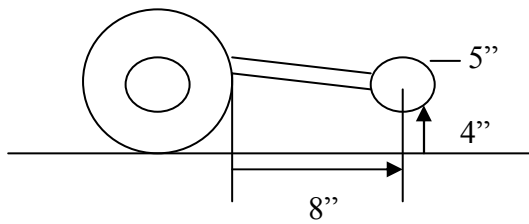
III. GARDEN TRACTOR PULL – ED KERTZ, CHAIRMAN

SATURDAY, AUGUST 13, 1 P.M. THE TRACTOR PULL IS OPEN TO ALL NEW JERSEY RESIDENTS AND FAIR VISITORS, GRADE 4 (as of September 2010) AND OVER.

RULES

1. Any New Jersey resident, grade 4 (as of September 2010) and older, may enter. All participants must be able to operate tractor safely.
2. Participants Grade 4 (as of Sept '10) up to age 18 must complete a NJ 4-H Event Permission Form. Participants 18 years or older must sign a release form.
3. Tractor weight classes are 650, 750, 950, 1150, 1350, 1550, and Heavyweight 2500.
4. Tractors must be reasonably "stock" – pump gas only.
5. All tractors must have a hood.
6. Maximum tire size – 23 x 10.50 x 12 on OEM type rims. No stud tires, no dual wheels, no tire chains, no 4x4
7. Engines must be of garden tractor type with no more than 2 cylinders.
8. Engines must remain stock – 4000 maximum RPM on engines.
9. Drawbar height can be no higher than the centerline of the rear axle. All drivers must provide a 2”-3” shackle (clevis) suitable for quick and easy connection to sled.
10. All weights are with driver on the tractor. No tractor can weigh more than class limit.
11. Each garden tractor may only have one driver within a weight class. Drivers may add or remove weight in order to pull in other weight classes.
12. All weights must be securely attached to the tractor. If anything falls off the tractor during the pull, the tractor will be automatically disqualified from that round of competition. Nothing may protrude more than 12” from the side of the tractor or wheels.
13. **All tractors must have wheelie bars to prevent turnovers. MANDATORY.** Wheelie bars must be 8” or more behind the circumference of the rear tire (not the frame) and not more than 4” off the ground. Wheelie bars must have wheels or skids and must be able to support the weight of the machine. Skids (2) must be a minimum of 1 ½” x 1 ½” or 3 square inches. Wheels (2) must be no smaller than 5” in diameter and at least 1” wide. All bars are subject to inspection and approval. See diagram below.
14. If tractor will pull in more than one class, only the number for the current class you are pulling can be displayed on the side front panel of the hood so the announcer and officials can visibly identify. When registering, you will be told which side of tractor to place number(s).
15. Operators must remain seated at all times.
16. If you have a mechanical problem, you will have until the last puller in your class to fix the problem and return to the track to pull.
17. Drivers must start from a tight chain. NO jerk starting from a loose chain will be allowed.

18. Drivers will take starting and stopping instructions from the TRACK OFFICIALS ONLY. The driver is required to stop at anytime for breakdowns or safety reasons.
19. All competitors must re-weigh after pull. Failure to do so, or if tractor is found to be overweight, will result in disqualification for that weight class.
20. Before every pull, there will be a mandatory driver's safety meeting. Any questions will be answered at that time.
21. The flagman has the final say on the track.
22. **All tractors must have a kill switch.** Kill switch must be tethered to the driver or incorporated into the seat to kill the engine should the driver fall off.
23. **All drivers must wear a helmet with SNELL rating of M, SA, or K.**
24. ALL PARTICIPANTS ARE REQUIRED TO HAVE FUN! Don't let the competition ruin your day and please don't ruin someone else's day.
25. Rules are subject to change.
26. Tractors in heavy weight class: all rules above apply, except for:
 - a. Weight limit = 2500 lbs.
 - b. May have multiple engines.
 - c. May run more than 4000 RPM provided the engine is built to do so safely.
 - d. Tractors do not have to be reasonably stock, but must still resemble a garden tractor somewhat.
 - e. Tires 26 x 12 x 12 can be used.



IV. PET PARADE AND SHOW – SHARON TOON, CHAIRMAN

SATURDAY, AUGUST 13, 3 P.M. THE PET PARADE IS OPEN TO ALL ATLANTIC COUNTY RESIDENTS AND FAIR VISITORS, GRADES 1 THROUGH ONE YEAR OUT OF HIGH SCHOOL.

RULES

1. Entries will be accepted at the Rabbit/Small Animal Barn. Entries close 15 minutes before the start of the show. No pre-registrations accepted.
2. The pet must be under restraint and control at all times. A container, case, or leash is recommended.
3. Entries must be brought to the pet show area 30 minutes before the start of the show.
4. Each entrant is responsible for the care and clean-up of their pet while on the Fairgrounds.

Division I	-	Best Dog
Division II	-	Cutest Animal
Division III	-	Most 4-H Spirit
Division IV	-	Best Wheeled Conveyance
Division V	-	Best Costume

Trophies will be presented to all first place winners, and ribbons to all participants. Best-In-Show award will be determined by judges at end of show.

VI. 4-H S.E.T. (Science, Engineering, and Technology) EDUCATIONAL ACTIVITIES
FRIDAY, AUGUST 12, 5:30-6:30 PM AND SATURDAY, AUGUST 13, 1:30 – 2:30 PM. 4-H
EDUCATIONAL ACTIVITIES ARE OPEN TO ALL ATLANTIC COUNTY YOUTH AND FAIR
VISITORS, GRADES 4 – 8.

OBJECTIVES

1. Provide non-formal education activities in science, engineering, and technology to diverse youth populations in multiple delivery methods.
2. Increase interest (*awareness, attitudes, understanding, and aspirations*) in science, engineering, and technology (SET) among youth and improved related *knowledge, skills, and abilities* for use in their lives and future careers.
3. Youth applying SET learning in their lives and demonstrate interests and aspirations toward SET careers.

RULES

1. Participants will be accepted at the back tent.
2. Classes will be announced in Fair promotional materials and posted throughout Fairgrounds on the days of activities.

V. CRAFTS FOR KIDS – NAVONNE OWEN AND AMBASSADOR TEAM
SATURDAY, AUGUST 13, 2:30 P.M. OPEN TO ALL ATLANTIC COUNTY RESIDENTS AND
FAIR VISITORS, GRADES 7 OR UNDER.

RULES


1. Participants will be accepted at the back tent.
2. Classes will be determined the day of show.

AWARDS

1. Participation ribbon will be awarded to each participant.

DIVISION CC - SPECIAL FEATURE

OTHER EXHIBITS AND DISPLAYS MAY BE ENTERED IN 4-H FAIR UPON REQUEST TO 4-H AGENTS PRIOR TO AUGUST 1. THIS IS TO GIVE ALL MEMBERS AN OPPORTUNITY TO EXHIBIT WORK ACCOMPLISHED IN A NEW, NOVEL, OR UNIQUE PROJECT NOT COVERED IN THIS LISTING.



**We need your help setting up
for the 4-H Fair!**

**Join us during
Pre-Fair Work Week
August 5 - 10**

**Call the 4-H Office for details.
(609) 625-0056**